



## INTERGENERATIONAL WORSHIP

Intergenerational (or all-age) worship takes seriously the concept that people of all ages worship together in the body of Christ. Worshippers, young, old and in-between can also be involved in planning and preparing for worship, inviting people to worship, and leading worship.

## PLANNING WORSHIP

The **The Big ASK** resource can help an intergenerational team plan a worship service that focuses on prayer.

Be sure surround your planning and session/s with prayer.

The team leader should prepare by reading through all **The Big ASK** material and give team members copies of any portions that may be useful.

### As a team, discuss:

- Who will be worshipping? Consider:
  - young children, older children, teens, young adults, middle agers, and older people
  - people worshipping as families and people worshipping alone
  - people for whom worship is a regular experience and people for whom worship is a new experience
  - people who pray and people who do not pray
- What opportunities for prayer are there in your regular worship format? How can you highlight the prayers and make them more meaningful?
- How could any of **The Big ASK** resources enrich the worship experience?
- What other ways you could you develop the prayer theme in the worship service?
- How can you make the worship experience meaningful to *all* the people who will be worshipping?

After a discussing these basic questions work out an **outline for the service**.

Begin with an outline of your regular worship format.

Insert elements relating to the prayer theme. You may want to re-arrange or add elements. Be cautious of leaving out any essential part of the service.

There is a sample service outline on page 5 of these notes.

## FAITH FAMILY CONNECTION

**Faith Family** is a quarterly Christian Resource for families, available through Children's and Family Ministry offices of Anglican, Lutheran and Uniting Churches in Australia.

'Prayer in your family' is the theme for the Spring 2006 edition of **Faith Family**.

There are two basic ways of using this service in conjunction with the **Faith Family** resource

- 1) give, send or deliver **Faith Family** to families as part of an invitation to **The Big ASK** worship service.
- 2) Hold the service and distribute **Faith Family** to families who attend.

## HOSPITALITY

Hospitality is a vital element of worship. It includes

- the way people are welcomed as they enter the worship space and time, and
- the way they are included and served during the service, and
- the way they are catered for immediately after the service and in the days and weeks following

Hospitality is particularly important when visitors are part of the worship gathering.

A team of people representing several generations can

- plan how you can best do hospitality in the context of this service
- and make it happen.

## CHURCH DECORATION

If your church is clean and tidy and looks welcoming at all times, there is no need for special decoration for this service.

However, you might consider displaying

- A banner of the ASK motif
- Children's drawings of things they pray about
- Photos of people praying.

## TAKE HOME

A great benefit of an intergenerational service is that people of all ages (particularly parents and children) share an experience that they can talk about at home. Provide them with something to take home that will encourage this conversation.

For this service you might consider giving:

- A tract about prayer or containing some sample prayers

- Some Bible passages about prayer, with 'talk about' points for each passage
- A prayer calendar
- A copy of *Faith Family* for Spring, 2006

## MUSIC

Any collection of Christian songs includes some songs *about* prayer and some songs that *are* prayers. Try to include each type in the service.

When introducing a song that is a prayer, identify it as a prayer; point out the prayer features of the song, eg:

- Addressed to God,
- Includes praise, thanks, confession, petition and/or intercession.
- Concludes with 'Amen'.

To introduce songs, you may invite someone for whom the song is a special favourite to tell briefly about its impact on their life.

For an intergenerational service, you may include some songs that have special appeal to particular 'generations', eg

a traditional hymn about prayer, eg

- Prayer is the soul's sincere desire
- What a friend we have in Jesus

a little children's prayer song (particularly a song with actions — that *everyone* can do), eg

- We thank you God (God gives . . . Book 3)
- Jesus be with us (God gives . . . Book 3)

Most music will be congregational singing. Try to have a strong leader for the songs. This will be a special help to visitors who may not be comfortable with this kind of group singing.

You may also include one or two items of 'performance' music and possibly some quiet instrumental music as background to a brief time of silent, reflective prayer.

Before the service you could play recorded music or have instrumentalists play softly tunes that will be used in the service.

Display words of songs — and anything else people will need to read — on a screen or in a worship booklet as you ordinarily do.

## BIBLE READINGS

If visitors are worshiping with you, they may not be familiar with the Bible.

Choose a version of the Bible that can be readily understood. You'll find two contemporary versions of Luke 11:1-9 on page 10 of these notes

The first time you read from the Bible or refer to a Bible passage show a Bible and explain briefly that it is God's special book for us.

For **The Big ASK**, you may add that the Bible tells us about God — to whom we pray, it has stories of people who were helped by prayer, and even contains lots of model prayers.

Any time you read or refer to the Bible, have a Bible in your hand and actually read from it or indicate where the words come from.

You may find ways of presenting Bible readings in ways other than straight reading, eg using a dramatisation of a story. See 'The ASKing Neighbour' on page 9 and Psalm 143 with actions on page 11.

## WORSHIP LEADERS

**The Big ASK** service may involve two primary leaders

- **Worship Leader (WL)** provides all the commentary and serves as host leading worshippers through the service. Several different people of different ages can lead specific elements of the service. The minister/pastor/priest may be the worship leader and *will be* responsible for any sections of the service that your church reserves for clergy.
- **Prayer Leader (PL)** takes over the leadership role whenever the service involves prayer. This change of leaders is a way of drawing people's attention to the times when you are actually praying.

## SERMON

Ideally in an intergenerational worship service the sermon is aimed at all ages.

However, if there is an AO (adults only) sermon, children can be given a quiet activity to do in church during the sermon. This will generally be an activity sheet, but it could be a playdough challenge or other quiet craft.

Children can do their activity while seated with their parents. Give them the materials needed and provide a clipboard (or piece of cardboard) to work on. They may sit/kneel on the floor and use the pew as a table.

OR children can move for this part of the service to a special area set up for children.

Older children with some computer skills can create an activity sheet for younger children. See a sample worksheet on page 12.

A children's activity done during the sermon should relate as closely as possible to the sermon. Have some 'listen-for' clues or questions for older children.


Suggest some creative ways children can use the blank back of an activity sheet if

- they don't enjoy puzzles and colouring in
- they finish the activities quickly.

At the conclusion of the sermon, the preacher recalls the children's attention with a reference to their activity and/or something to discuss in small/family groups.

## PRAYERS

In this service with its focus on prayer, you may include more prayer experiences than you do in an ordinary service. Alternatively you may want to emphasise each prayer aspect of an ordinary service.

Consider using a symbol or sign  marking each prayer that occurs in the service. You might use

- a sound clue such as a tap on a musical triangle (or simply a hand clap) at the start and end of each prayer
- a visual clue such as a picture of praying hands on overhead or data projector
- a smell clue such as swinging of an censer at the start of each prayer
- a kinetic sign with people invited to take a prayer position (eg fold hands, raise hands, kneel) during the prayer.

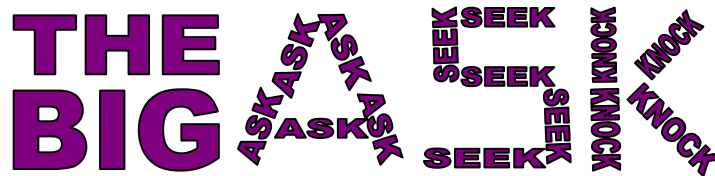
## REHEARSAL

Because this service may be different from your usual worship pattern, and may involve a number of different people, a rehearsal will be necessary.

A complete a walk-through will pinpoint any logistical problems, allow the worship leader/s to fine-tune instructions and ensure that the service itself runs smoothly.

The rehearsal time should also include

- prayer
- a reminder that this is not a 'talent show'. This is 'worship'. They are both worshipping for themselves and leading others in worship.



## SAMPLE PLANNING OUTLINE

Start with your own regular worship plan and insert your notes for the service.

1. **ARRIVAL:** graffiti wall activity (see 'ideas p7'); meditative music \_\_\_\_\_
2. **WELCOME & INVOCATION:** (see ideas p7) \_\_\_\_\_
3. **MUSIC:** 'I draw near to you' (Australian Worship Collection 29) — a prayer about prayer \_\_\_\_\_
4. **PSALM:** Psalms 143 with actions to demonstrate some possible prayer postures (see ideas p11) \_\_\_\_\_
5. **THEME INTRODUCTION:** what is prayer? use questions from graffiti wall (see ideas p7) \_\_\_\_\_
6. **MUSIC:** Hymn — 'Prayer is the soul's sincere desire' — a description of prayer \_\_\_\_\_
7. **GOSPEL:** Luke 11:1-13 including dramatised presentation 'The ASKing Neighbour p9.  
Introduce by reading Luke 11 v.1. and paraphrase v 5 'Jesus told them a story that went  
something like this ...'  
After the skit: 'After telling the story, Jesus continued ...' Read Luke 11:9-13.  
The point is not that God is like the reluctant neighbour, but that if even a reluctant neighbour  
or parent responds to our ASKing, God — who loves us — will respond much more readily \_\_\_\_\_
8. **MUSIC:** 'I've got friends in high places' (Australian Worship Collection 114) \_\_\_\_\_
9. **SERMON:** 'The big ASK' based on the theme intro on page 1.  
Give everyone a lump of playdough and an old hymnal with plastic cover to work on. Suggest  
that as they listen to the sermon they form the playdough into something that represents 'The  
Big ASK' or that they form the playdough into a prayer. They may reform it several times  
during the sermon.  
After the sermon, invite people to share their creations and their creative process in small groups. \_\_\_\_\_
10. **SONG:** 'Just let me say how much I love you' (Australian Worship Collection 64) \_\_\_\_\_
11. **PRAYER:** Introduce the five-fingers (kinds) of prayer — confession, thanks, intercession,  
petition, praise — then use them as a framework for the following worship elements \_\_\_\_\_

**12. CONFESSION & ABSOLUTION** (*first prayer finger – confession* We tell God the things we are sorry about) Use **REGULAR PRAYER OF CONFESSION**. Follow with: A wonderful thing about the prayer of confession is that God's answer is clear and immediate. The Bible tells us that Jesus has already died and paid for the wrong in our lives and that if we confess our sins, God is generous and forgives us so . . . **REGULAR STATEMENT OF ABSOLUTION**

**13. OFFERING & MUSIC** (*second prayer finger – thanking God for the wonderful things he has done for us*) The most wonderful of all is forgiving us) Invite people to come forward with their thank offerings (money) and their playdough prayers as the choir/band plays two songs: 'I bow my knee' (Australian Worship Collection 28) and 'I will lift up my voice' (52)

**14. MUSIC:** The songs we just heard and our playdough creations are individual – what I do and pray – but you can see all those individual prayers piled up into one big group prayer. That's what happens when we pray in church. Our next song is a group prayer – what we pray. Children's song 'We thank you God' (God gives . . . Book 3)

**15. PRAYERS FOR OTHERS** (*third prayer finger – intercession – praying for other people*) We can use the five fingers of our other hand to remind us who God wants you to pray for) Different people pray each of the five intercessory prayers: (see ideas p8)

**16. THE LORD'S PRAYER** (*fourth prayer finger – petition – asking God for the things we need*) Read Luke 11: 1-2a. We've looked at some ways Jesus answered that request. The Bible also says that Jesus answered it by giving us some specific petitions (prayer ideas) and actual words we can use in praying. Let's say together the prayer Jesus taught:

**17. MUSIC Closing song:** (*fifth prayer finger – praise – telling how wonderful God is.* Someone has said that when we sing a prayer, we pray twice. Let's sing our prayer of praise 'Shout to the Lord' (Australian Worship Collection 82)

**18. ANNOUNCEMENTS** (1) Prayer doesn't stop when you leave this building. God has ASKED us to pray constantly – every day, all the time. As you leave you will be given a copy of the **Faith Family** leaflet that has ideas for praying at home. (2) We started today with lots of questions about prayer. We haven't answered all of them. In fact, we may have raised even more questions. If you would like to talk more with someone about prayer or to have someone pray with you, find your way up to the front of the church after worship.

**19. BENEDICTION:** One final prayer: **REGULAR BENEDICTION**

**20. LEAVING:** as people leave musicians continue instrumental of 'Shout to the Lord' and greeters distribute copies of **Faith Family**

**21. AFTER THE SERVICE:** individual prayer available at front of church; tea and coffee in the hall, cordial and supervised for children on playground

# THE BIG ASK SEEK KNOCK

## IDEAS

### GRAFFITI WALL: PRAYER QUESTIONS

Cover a wall or bulletin board near the entrance with brown paper (or wallpaper with a plain design). You'll need to have this low enough that both children and adults can write comfortably. And have lots of coloured textas available.

As people arrive, invite them to write any questions they have about prayer on the graffiti wall.

You may have a few questions scattered on the wall to model what they can do, eg

- *Does prayer work?*
- *How can I find time to pray?*
- *How do you talk to someone invisible?*
- *Do people really hear God's answer?*

### WELCOME & INVOCATION

**WORSHIP LEADER:** *Welcome to this special all age worship. We will be focusing today one of the most important aspects of a Christian's life — prayer.*

**WL:** *We worship in the name of God — the Father who loves us and listens to our prayers; the Son who taught us to pray; and the Holy Spirit who encourages us to pray.*

**PRAYER LEADER:** *We'll start this worship about prayer with a short prayer from the Bible. The prayer is something Jesus' friends asked him to do for them.*

△ *Lord, teach us to pray.* △

### INTRODUCING THE THEME

**WL:** *What is prayer?*

*The simple answer is 'talking with God'. That's the simplest answer and it is correct. However,*

*our understanding of prayer changes and grows as prayer becomes part of our lives.*

*Whether you are new to praying or have been praying for years and years, you will probably have questions about prayer.*

*Questions like:* (Have someone read questions from the graffiti wall.)

*Our aim today is not to answer all our questions about prayer, but to 'just do it' — to pray and to talk about Jesus' answer to his friend's big ask:*

**PL:** △ *Lord, teach us to pray.* △

### BIBLE READINGS

If the day's lectionary readings relate to the prayer theme, use them. Otherwise, select passages that suit the theme, eg

**PSALM:** △ Any prayer or praise psalm

**OT:** △ 1 Kings 8:22-30 (Solomon's prayer at the dedication of the temple)

**EPISTLE:** 1 Timothy 2:1-4 (Pray for all people)

**GOSPEL:** Luke 11:1-9 (Jesus teaches about prayer) This is the key reading for the service

### SERMON

△ Begin and/or end the sermon with prayer.

**Sermon suggestion 1 — The Big ASK**

See the theme statement on page 1.

**Sermon suggestion 2: — Jesus showed us how to pray**

- Jesus prayed intimately
- Jesus prayed privately and some times quite publicly
- Jesus prayed simply
- Jesus prayed boldly
- Jesus prayed passionately
- Jesus prayed constantly
- Jesus prayed lovingly.

The above headings are from *Teaching Your Children to Pray* by Denise George

**Sermon suggestion 3 — Ask, Seek, Knock**  
Explore practical implications of Luke 11:9

**Sermon suggestion 4 — Prayer in your family**  
based on page 1 of *Faith Family*

**Sermon Suggestion 4 — Nurturing faith through prayer**  
based on page 3 of *Faith Family*

## FIVE FINGER PRAYERS

The Spring edition of *Faith Family* contains 'cool ideas for five-finger prayers'.

Five kinds of prayer:

- **Praise** — tell God how great He is
- **Thanks** — thank God for what He does
- **Confession** — tell God about things you do that you are sorry about
- **Petition** — ask God to help you
- **Intercession** — ask God to help other people

Five people to pray for

- **Little finger:** weak, poor, sick and helpless people
- **Ring finger** (with a special link to your heart): your family and other people you love
- **Middle finger** (the tallest): leaders of your community, nation and the world
- **Pointer finger:** people who point the way for you, eg teachers, heroes
- **Thumb** (that bends back toward you): yourself

Consider incorporating the five finger motif into the service as a way of modelling the use of the five forms of prayer and the five groups of people for whom we may pray.



You could have everyone (or just children) draw around their hands and cut out paper hand shapes. On one side write a kind of prayer on each finger and on the other side write people to pray for.

## OFFERING

△ People could physically bring forward an offering as a prayer of thanksgiving.

## CONFESSION & ABSOLUTION

△ Our confession is a prayer. The absolution (statement that our sins are absolved — taken away, forgiven) is God's immediate response to that prayer.

## THE LORD'S PRAYER

△ The prayer is part of Jesus answer to the disciples' request: teach us to pray. You may say it or use a musical setting.

## BLESSING

△ The blessing at the end of the service is a prayer.

## ANNOUNCEMENTS

Keep general announcements brief, especially if they are printed in a handout that people can read for themselves.

Be sure to include in the announcements

- the idea of prayer in homes/families. Highlight any resources you can provide to help with this.
- explanation of procedures for individual prayer after the service.

## PRAYER AFTER SERVICE

△ You can hope and expect that after **The Big ASK** worship some people will be looking for additional help with their own prayer life — either starting it or deepening it. Some people may also want to have someone pray for them or with them about specific issues.

Plan to provide these services. Your minister/pastor/priest is just one person. You will need to call on a formal prayer team or an informal group of people known to be effective intercessors and communicators.

# THE ASK-ING NEIGHBOUR

## A CONTEMPORARY INTERPRETATION OF LUKE 11:5-8

The essence of the skit is to show one person giving to the other because they are persistent; they ask and keep asking.

Use this script as a starting point for an improvised skit. You may change as many details of this skit as you wish. The characters (written as two students) can be male or female, young or old — depending on the actors available. The setting (written as a boarding school) can be any situation.

**Characters:** two neighbours: JAMES and NICK

**Setting:** JAMES' dormitory room. The set can be as simple or complex as you wish. As a minimum you will need a chair and a cupboard (or table or box). There should be an entry place (door) and something solid at the entrance to knock on.

**Props:**

- In the cupboard: two packets of crisps
- On the table: a pile of homework/school books
- On the chair: a rug.

**Music:** (optional) theme music from the TV series 'Neighbours' at the start and end of the skit.

**JAMES** *is sitting on the chair, wrapped in a rug, reading a Physics book.*

**NICK** *approaches the door. Finds it is locked: James?*

**JAMES** *cringes and slams shut his book.*

**NICK** *knocks on door, louder after each phrase: James! It's Nick.*

**JAMES:** *(muttering) Not again! He covers his ears.*

**NICK:** *(still knocking) Open up.*

**JAMES:** Grrrrrr!

**NICK** *(knocking becomes banging): Come on, Mate. I know you're in there.*

**JAMES** *(Shouts): No, I'm not! Go away.*

**NICK:** *(banging) Pleeeeeease*

**JAMES:** What do you want to do, wake the whole dorm?

**NICK** *(quieter): James, I reeeally need . . .*

**JAMES** *throws off rug, gets up, unlocks and opens door, but does not let Nick in: What?*

**NICK:** . . . some nibbles.

**JAMES:** Are you out of your mind?

**NICK:** It's not for me — exactly. A guy from my old cricket team just

showed up out of the blue for a chat. And guess what — no nibbles. Ha. Ha.

**JAMES:** So?

*James turns away. Nick begins edging into the room.*

**NICK:** I just need some crisps. Just one packet . . . or two . . . maybe three . . . ?

**JAMES:** What?

**NICK:** If you haven't got three, not to worry. Two would be fine.

**JAMES:** Two!

**NICK:** Three would be ideal . . . and maybe a tub of dip.

**JAMES:** I don't believe this! *(Goes to the cupboard. Throws a packet of crisps at Nick.) One. (Throws another.) Two.*

**NICK:** And . . .

**JAMES** *(closing cupboard): And what?*

**NICK:** The dip?

**JAMES** *starts towards him, menacingly.*

**NICK** No dip? OK, Mate. Thanks anyway. *(leaves, closing the door very softly behind him.)*

**JAMES** *shrugs his shoulders and returns to study*

# JESUS TEACHES ABOUT PRAYER — Luke 11

From two contemporary versions: The CEV is a 'translation', The Message is a 'paraphrase'.

## Contemporary English Version: Prayer

- 1 When Jesus had finished praying, one of his disciples said to him,  
"Lord, teach us to pray, just as John taught his followers to pray."  
2 So Jesus told them, "Pray in this way:  
`Father,  
help us to honor your name.  
Come and set up your kingdom.  
3 Give us each day the food we need.  
4 Forgive our sins, as we forgive everyone who has done wrong to us.  
And keep us from being tempted.' "  
5 Then Jesus went on to say:  
Suppose one of you goes to a friend in the middle of the night and says, "Let me borrow three loaves of bread. 6 A friend of mine has dropped in, and I don't have a thing for him to eat."  
7 And suppose your friend answers, "Don't bother me! The door is bolted, and my children and I are in bed. I cannot get up to give you something."  
8 He may not get up and give you the bread, just because you are his friend. But he will get up and give you as much as you need, simply because you are not ashamed to keep on asking.  
9 So I tell you  
to ask and you will receive,  
search and you will find,  
knock and the door will be opened for you.  
10 Everyone who asks will receive, everyone who searches will find, and the door will be opened for everyone who knocks.  
12 Which one of you would give your child a scorpion if the child asked for an egg?  
11 Which one of you fathers would give your hungry child a snake if the child asked for a fish?  
13 As bad as you are, you still know how to give good gifts to your children.

But your heavenly Father is even more ready to give the Holy Spirit to anyone who asks

## The Message: Ask for What You Need

- 1 One day he was praying in a certain place. When he finished, one of his disciples said,  
"Master, teach us to pray just as John taught his disciples."  
2-4 So he said, "When you pray, say,  
Father,  
Reveal who you are.  
Set the world right.  
Keep us alive with three square meals.  
Keep us forgiven with you and forgiving others.  
Keep us safe from ourselves and the Devil."  
5-6 Then he said,  
"Imagine what would happen if you went to a friend in the middle of the night and said, 'Friend, lend me three loaves of bread. An old friend travelling through just showed up, and I don't have a thing on hand.'  
7 "The friend answers from his bed, 'Don't bother me. The door's locked; my children are all down for the night; I can't get up to give you anything.'  
8 "But let me tell you, even if he won't get up because he's a friend, if you stand your ground, knocking and waking all the neighbours, he'll finally get up and get you whatever you need.  
9 "Here's what I'm saying:  
Ask and you'll get;  
Seek and you'll find;  
Knock and the door will open.  
10-13 "Don't bargain with God. Be direct. Ask for what you need. This is not a cat-and-mouse, hide-and-seek game we're in.  
If your little boy asks for a serving of fish, do you scare him with a live snake on his plate? If your little girl asks for an egg, do you trick her with a spider?  
As bad as you are, you wouldn't think of such a thing—you're at least decent to your own children.  
And don't you think the Father, who conceived you in love, will give the Holy Spirit when you ask him?"

## PSALM 143 WITH ACTIONS

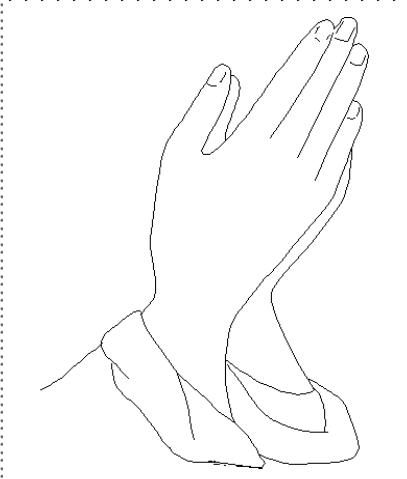
We can use our bodies as well as our minds and voices when we pray.

Some of the actions/postures commonly used for prayer are incorporated into this interpretation of selected verses from Psalm 143.

The psalm is presented by at least two people. It may be good to have two people reading and a small group demonstrating the actions.

Invite worshipers to listen to the prayer and copy the actions of the leaders.

READER	PSALM	ACTION
A	Listen, LORD, as I pray! You are faithful and honest and will answer my prayer.	Hands together, thumbs touching chin, pointer fingers in front of mouth
B	I remember to think about the many things you did in years gone by.	Hands to the side of the head/brain
A	Then I lift my hands in prayer, because my soul is a desert, thirsty for water from you.	Hands raised
A&B	Please hurry, LORD, and answer my prayer.	Hands slowly lowered
A	I feel hopeless. Don't turn away	Hands on chest, head bowed
B	Each morning let me learn more about your love because I trust you.	Hands opened out to side
A&B	I come to you in prayer, asking for your guidance.	Hands together in front of mouth
B	Please rescue me from my enemies, LORD!	One hand out, begging
A	You are my God. Show me what you want me to do, and let your gentle Spirit lead me in the right path.	Second hand out, begging
B	I come to you for safety. Be true to your name, LORD, and keep my life safe.	Stepping forward with hands out
A	Use your saving power to protect me from trouble.	Turn hands, palms outward,
A&B	Listen, LORD, as I pray! You are faithful and honest and will answer my prayer.	Hands together, thumbs touching chin, pointer fingers in front of mouth



# JESUS SHOWED US HOW TO PRAY

P	M	J	R	P	E	P	U	N	Y	F	Y
R	C	A	S	P	A	O	R	L	J	L	J
I	E	O	O	I	Y	L	G	H	E	D	C
V	U	M	N	R	M	N	O	T	K	D	B
A	J	U	O	S	I	P	A	U	M	B	O
T	L	F	Z	V	T	N	L	R	D	A	L
E	A	G	O	O	A	D	Y	Q	S	D	
L	P	L	A	I	M	L	N	C	L	U	L
Y	D	T	S	B	Z	O	F	T	E	N	Y
M	U	S	H	J	I	B	L	D	L	O	X
Q	A	Q	U	I	E	T	L	Y	F	Y	N
P	I	N	T	I	M	A	T	E	L	Y	C



PUZZLE CREATED BY: [puzzlemaker at Discoveryschool.com](http://puzzlemaker.at) PICTURES FROM: [www.daniellebean.com](http://www.daniellebean.com), [www.raindrop.org](http://www.raindrop.org) and [www.christysclipart.com](http://www.christysclipart.com)