

We have celebrated the birth of a baby.
Now let's celebrate the life of the man.

CELEBRATE JESUS



A SUMMER SUNDAYS PROGRAM FOR JANUARY 2011

Dates and event themes

January 2	Jesus is always powerful
January 9	Jesus always loves us
January 16	Jesus always listens to us
January 23	Jesus always cares for us
January 30	Jesus lives forever

Contents

Summer Sundays	2
One-page, quick reference program outline	3
Celebrating Jesus with Sunshine the clown	4
Plans for first event	5
Plans for second event	9
Plans for third event	13
Plans for fourth event	17
Plans for fifth event	21
Appendix	
Theme song and five finger Lord's Prayer	25
Small group instruction pages	26
Some basic shapes	30



CELEBRATE JESUS is one example of a ministry program concept:

Summer Sundays

Summer Sundays are intergenerational events in which people of all ages
— family groups and individuals —
come together in the summer time to

Discover

Play

Eat

Praise

as they celebrate God's love.

Summer Sundays are designed to be used in what is often the quiet period
of the church year.

Summer Sundays are an alternative to both regular programs and no program.

Summer Sundays can be seen as
a different way of 'doing church' during January holidays.

Summer Sunday events can be facilitated
by people who are not involved in regular programs of the congregation.
Summer Sundays leadership is a short term, clearly limited commitment,
suited particularly to older youth and students.

**For general information about organising a Summer Sundays program,
please visit <http://mrn.sa.uca.org.au>
to download the Summer Sundays document
or contact
rccfm@bigpond.com**

CELEBRATE JESUS: A SESSION OUTLINE

for a mid-day session. For other time options see the Summer Sundays document at <http://mrn.sa.uca.org.au>

START

- SET UP
- TEAM PRAYER
- WELCOME
- GETTING-TO-KNOW-YOU ACTIVITY
- OPENING

DISCOVER



A DISCOVERY TIME PRESENTER LEADS THIS PART OF THE EVENT

10:00-10:45 in the hall

- **WHOLE GROUP**
THEME
STORY
TEACHING
SONG
- **SMALL GROUPS**
Various activities from the study sheets (see p 25 ff)
- **SHARING**

PLAY



A PLAY TIME PRESENTER LEADS THIS PART OF THE EVENT

10:45-12:00 in the hall

- **ACTIVITY**
EXPLANATION AND INSTRUCTIONS
PLAY
WIND UP

LUNCH



SUNSHINE CLOWN LEADS THIS PART OF THE EVENT

12:00-12:45 on the veranda

- **PRELIMINARIES**
- **FOOD**
- **RELATIONAL ACTIVITY**
- **ENERGETIC ACTIVITY**



PRAISE

PRAISE TIME PRESENTER OR WORSHIP LEADER LEADS THIS PART OF THE EVENT

12:45-1:30 in the church

- **THEME SONG**
- **INTRODUCTION**
- **THEME STATEMENT**
- **REPORTS**
- **PRAYER**
- **THEME RESTATEMENT**
- **BLESSING**
- **THEME SONG**

END

- **CLOSING**
- **TEAM DE-BRIEFING AND PLANNING SESSION**

YOUR NOTES

Presenters

Sunshine _____
Discovery time _____
Play time _____
Praise time _____

Other personnel

Food _____
Hospitality _____
Music _____
Tech _____
Set up/clean up _____

Times

Start _____
End _____

Venue (can be all one location)

Discovery time _____
Play time _____
Lunch Time _____
Praise time _____

CELEBRATING JESUS WITH SUNSHINE THE CLOWN

'Sunshine' the clown is more than just a mascot for the Summer Sundays program.

Sunshine is the public face of the organising team.
Sunshine is a key person in running this *Celebrate Jesus* program.



Sunshine is a speaking clown whose roles include

- bringing a ray of sunshine into the lives of the children and adults who participate in your program
- setting the tone: having fun when it's time to have fun; being serious when it's time to be more serious
- interacting with participants by participating alongside them and encouraging them
- leading the transitions from one part of the program to another
- supporting other presenters.

Choose your Sunshine carefully. If possible have the same person taking the Sunshine role for all five sessions.

The Sunshine person (male or female) does not need to be a trained clown, but will need to be willing to act foolish and to step into the exuberant, 'sunny' clown role.



Sunshine needs to be aware that while some children respond enthusiastically to a clown, others may be frightened. Sunshine needs to be sensitive when approaching people.

Sunshine will need a costume, perhaps using the sunny red and yellow colour scheme of our logo. The costume could be a traditional baggy clown outfit or Sunshine could wear a yellow jumpsuit with 'Sunshine' on the back, a red baseball cap and sunnies.

Sunshine may carry a horn or whistle that can be used for getting people's attention.

First Event — 2nd January

JESUS IS ALWAYS POWERFUL

Bible Story: Jesus changes water to wine (John 2:1-11)

SESSION PLAN

REMINDER: Plan this session carefully. You only get one chance to make a good first impression. Further sessions will be based on practices, expectations and relationships you establish in this event. Keep your first event simple and manageable.

Although some suggested dialogue is included in this program {*written in italic type*}, the presenters use their own words. They will need to be flexible and respond to what actually happens on the day.

SUNSHINE, the clown, leads all transitions and encourages participation in all activities.



SUPPLIES & EQUIPMENT

GENERAL

- PowerPoint or another way of displaying song words, information and graphics
- Music and amplification
- Costume and bell or whistle for Sunshine
- Tables of 8-10 with chairs. Each table covered in paper with a battery (eg C cell) and coloured pencils

START

- Greeting desk with registration list
- Name tags; pens or textas if required
- Cold drinking water for those who need it

DISCOVER

- Christmas cards
- Bible/story book/ costumes/props/scripts as required

On supply table:

- Copies of small group instruction sheets
- Bibles with bookmark at John 2
- Poster paper; plain (photocopy) paper
- Assorted pencils, pens, rulers
- Assorted plastic jars and bottles for young children's play
- Basket for collecting prayer points

PLAY

- Dance music

LUNCH

- Facilities for preparing and serving food
- Bins
- Soccer ball

PRAISE TIME

- Streamers (rolled up in basket)
- Group's artwork displayed
- Bible, bookmark at John 20:30,31

END

- Cards to distribute when people leave

START

■ SET UP

■ TEAM PRAYER

■ WELCOME:

Greeters welcome people at a welcome desk check off names on registration list and give out nametags,

Sunshine greets people, takes them into the hall, helps them find places at tables and explains activity.

Try to have a mix at each table of members (whom you know and can rely on) and visitors.

■ TABLE GETTING-TO-KNOW-YOU ACTIVITY:

Battery Power Look at the battery on the table. Take turns contributing to a list of things you could do with the power of this battery. Write and/or draw your list on your table covering.

■ OPENING

Sunshine opens the session.

Blow whistle, jump to front, and announce start of session: *It's a Suuuuummer Sunday! We're going to have a great time celebrating Jesus.*

Enthusiastically introduce the DISCOVERY TIME PRESENTER: *Let's have a warm Summer Sunday welcome for Kathleen, who comes to us all the way from [name of suburb]. She's going to help us discover something amazing about Jesus.*



■ **THEME: Jesus is always powerful**

Introduce the THEME FOR THE DAY.

Flip through a stack of Christmas card pictures, with comments like:

Well, Christmas is over.

(Santa picture) I guess Santa is back at the North Pole having a long nap before getting started on next year's job.

(Snow picture) I guess we'll never have snow here for Christmas. But some cool winds might be welcome.

(Baby Jesus picture) We have celebrated the birth of a Baby.

Now it's time to celebrate the life of the man — the very special man — Jesus. The Bible tells us that this Jesus was not just the son of Mary, but he is the Son of God. As the Son of God, Jesus is always powerful.

[DISPLAY] 'Jesus is always powerful.'

That's our theme today:

■ **STORY: Jesus changes water to wine**

[DISPLAY] an illustration or a series of illustrations of the story. Use Google images for 'John 2:1-11' to find a range of pictures in many different styles.

Introduce the STORY:

At Christmas time we thought of Jesus as a helpless baby, and Mary as the mother who took care of him.

Listen to a story of a time Jesus used his power as God's Son to help his mother.

Read the story of Jesus turning water to wine (John 2:1-11). Alternatively

- tell the story in your own words
- read it from a good Children's Bible story book (eg Arch Book: *The feast that almost flopped*)
- costumed actors (as disciples) give a first-person account of the story.

■ **TEACHING**

- Note that: In Bible times people drank wine because clean water for drinking was scarce. We're not promoting wine-drinking!
- Jesus was not doing a magic trick or throwing powered grape extract into the water. He was truly changing physical elements through his power.
- In the 'ordinary' way of doing things God's power provides sunshine and rain to grow grapes from which people can make wine. In special situations, like this story, Jesus used his

power differently to help people, to remind them that God always takes care of them, and to help them believe that Jesus really is God's Son. We call these special uses of God's power 'miracles'.

■ **SONG**

Introduce a song about the story or about Jesus' power, eg

- My God is so great, so strong and so mighty,
- Miracles of Jesus (YouTube)
- It's a Miracle (*Singable Songs for Children's Ministry Vol 2*)

[DISPLAY] words of the song.

Musicians can perform the song or lead a group sing-a-long.

■ **SMALL GROUPS**

Introduce the small group activities: *You've heard the story and sung the song, now you have a chance to dig a bit deeper into the story and discover something of what it means for you.*

Each table will get a sheet with some suggested things to do. Choose someone at your table to read out the options. Then you can choose to work all together as a table, or in smaller groups or individually.

You can do any one (or two, or more) of the options.

Materials you may need are on the supply table. I'll ring a bell in about a half hour to let you know that your time is nearly finished.

As small groups work, presenter and Sunshine circulate and encourage.

Signal the end of time:

You've been working really well. Please try to finish in about three minutes.

■ **SHARING**

Go to tables and hold up something they have done (eg *This table has written a definition of 'miracle' . . . Well done. Thanks for sharing.*)

Any groups with prayer requests place them in the prayer basket to be collected and sorted by the **PRAISE Leader**, who also collects artwork for display in the PRAISE area.

TRANSITION: Sunshine Clown

Blow whistle, jump to front, announce: *It's Suuuuummer Sunday! You've been working hard; now it's time to play!*

Enthusiastically introduce PLAY TIME PRESENTER: *Let's have a warm Summer Sunday welcome for Andrew, our very own dancing superstar. He's going to give us all a chance to dance like the stars.*



PLAY

**A PLAY TIME PRESENTER
LEADS THIS PART OF THE
EVENT**

ALTERNATIVE ACTIVITY: Play several old-fashioned 'picnic' games that people of all ages can participate in as table teams.

Look for games that demonstrate physical power, planning power, concentration power, teamwork power, etc.

You might consider 'skill' games like those featured on the *Minute to Win It* TV series.

■ ACTIVITY: CIRCLE/FOLK DANCING

If you have people in your group who are experienced in any form of ethnic, circle or chain dancing, ask them to lead this activity.

Alternatively, try some old favourites, eg Hokey Pokey, Looby Loo, Ring around the Rosie, Mulberry Bush, Skip to My Lou, or London Bridge.

For more inspiration check out:

<http://www.soundpiper.com/lyrics9.html>

http://www.ehow.com/how_4457_circle-dance-wedding.html

EXPLAIN: *Weddings in Bible time may have lasted several days and there was plenty of time for . . . dancing. We're going to do some dancing today.*

You do not need to 'choose your partner' we'll be all in this together.

GIVE INSTRUCTIONS for moving furniture or moving people to an appropriate clear area.

EXPLAIN AND DEMONSTRATE the first dance.

PRACTICE: Allow a slow practice.

DANCE: Repeat at a proper pace.

Encourage people: *It's about having fun together. Nobody is being judged on technique.*

You may have time to do several different dances.

You might conclude with a traditional grand march.



LUNCH

**SUNSHINE CLOWN LEADS THIS
PART OF THE EVENT**

■ PRELIMINARIES

It's Suuuuummer Sunday! It's time for lunch — almost. Some things we need to do first.

THANK COOKS: *Lets' thank the folks who prepared our lunch. Repeat after me: Suuuuummer Sunday cooks — thank you.*

THANK GOD: *Let's thank God for food and Cooks. Use a favourite sung grace or*

*Thank you for the food we eat (YUM YUM)
Thank you for the friends we meet (SUCH FUN)
Thank you for the birds who sing-a-ling-a-ling
Thank you, Lord, for everything. AMEN*

EXPLAIN AND GIVE INSTRUCTION: how food will be served and location of toilets and hand-washing facilities.

■ **FOOD:** Sausage sizzle, salads, biscuits and grape juice or grape-flavoured cordial.

People pass by table, pick up plates and food, then find a place on a bench or on the lawn to sit and eat.

■ **RELATIONAL ACTIVITY:** While eating or after eating, people can chat about battery power failure experiences.

■ **ENERGETIC GAME:** Those who need something active to do after eating may kick soccer goals with Sunshine.

TRANSITION: Sunshine Clown

It's Suuuuummer Sunday! We're going to have a great time praising Jesus.

Enthusiastically introduce **PRAISE TIME PRESENTER:** *Let's have a warm Summer Sunday welcome for Chad, our congregation's super youth leader.*

Follow me to the [name of space where PRAISE TIME is held].

Lead people to the PRAISE TIME space.

At the entrance give a streamer to each person, explaining that they will be told what to do with them.



PRAISE
**PRAISE TIME PRESENTER OR
 WORSHIP LEADER LEADS THIS
 PART OF THE EVENT**

SET UP:

- Groups' prayer points collected from the prayer basket and collated
- Groups' artwork on display
- Celebrate Jesus music playing as people enter
- Streamer or instrument ready to collect.

■ **THEME SONG: Celebrate Jesus** (with the special verse 'Jesus has amazing power' and 'celebrate the power of our Lord').

Let's celebrate Jesus with a song. You can wave your streamer as we sing: 'Celebrate Jesus'.

[DISPLAY] words of the song.

Singing led by music team or recorded music.

■ **INTRODUCTION** God is with us here today. God is real and God is amazing. God is powerful.

Jesus is God's Son. The first sign he gave of his power was when he turned water into wine.

The Bible tells us (read from a Bible): 'Jesus did many other miraculous signs in the presence of his disciples, which are not recorded in this book. But these are written that you may believe that Jesus is the Christ, the Son of God, and that by believing you may have life in his name.' (John 20:30-31)

■ **THEME STATEMENT**

Jesus is the Son of God. Jesus is always powerful.

[DISPLAY one word at a time]

Jesus ... is... always... powerful.

■ **REPORTS** Invite several people to tell what has happened today or what they have learned today that they want to celebrate.

As opportunity presents, draw a Gospel statement or theme re-statement from reports.

■ **PRAYER:** Let's talk to Jesus now. You can fold your hands or hold hands with someone sitting beside you. Listen and think these thoughts in your heart as I say them.

Dear Jesus, your power is awesome!
 You have the power to do miracles.
 You have the power to help people believe.
 Thank you for the good time
 we've had here today.
 We pray, especially today about . . .
 [insert any prayer requests].
 Please be with all of us and keep us safe
 during this holiday time.
 Thank you, Jesus. Amen.

■ **THEME RESTATEMENT**

[DISPLAY] Jesus is always powerful.

Encourage everyone to answer simple review questions like:

- Who is always powerful? (Jesus/God)
- When is Jesus powerful? (always)
- How did Jesus show his power in the story?
- How does Jesus show his power now?

■ **BLESSING**

May Jesus be with you in a special way this week. Amen.

■ **THEME SONG: Celebrate Jesus**

Let's sing our celebration song again. You can wave your streamer as we sing: 'Celebrate Jesus'.

[DISPLAY] words of the song.

Singing led by music team or recorded music.



■ **CLOSING**

Sunshine says good bye: That's it for Svvvvvvvummer Sunday this week. Thanks for being with us to celebrate Jesus' power. See you next week.

As people leave, collect streamers and collect name tags if you want to re-use them.

Give each family a card with the week's theme and a reminder about next week (see below).

People take home any artwork they produced in Small Group time.

■ **TEAM DE-BRIEFING AND PLANNING SESSION**



summer sundays

Thanks for celebrating with us.

Jesus is always powerful.

See you next week, 9 January 10:00 here at
 Summerville Uniting Church

[Please bring a picnic lunch to share]

Second Event — 9 January

JESUS ALWAYS LOVES US

Bible Story: Jesus and Zacchaeus (Luke 19:1-9)

SESSION PLAN

Although some suggested dialogue is included in this program {*written in italic type*}, the presenters use their own words. They will need to be flexible and respond to what actually happens on the day.

SUNSHINE, the clown, leads all transitions and encourages participation in all activities.



SUPPLIES & EQUIPMENT

GENERAL

- PowerPoint or another way of displaying song words, information and graphics
- Music and amplification
- Costume and bell or whistle for Sunshine
- Tables of 8-10 with chairs. Each table covered in paper with tree shape drawn in the centre and coloured pencils

START

- Greeting desk with registration list
- Name tags; pens or textas if required
- Cold drinking water for those who need it

DISCOVER

- Bible/story book/costumes/props/scripts as required

On supply table:

- Copies of small group instruction sheets
- Bibles with bookmark at Luke 19
- Poster paper / plain (photocopy) paper
- Assorted pencils, pens, rulers,
- Children's 'tree' toys, green tissue paper, glue sticks
- Basket for collecting prayer points

PLAY

- Newspapers, rolls of masking tape
- Tape measure, team prizes

LUNCH

- Facilities for preparing and serving food
- Bins

PRAISE

- Groups' artwork displayed
- Streamers (rolled up in basket)

END

- Cards to distribute when people leave

START

■ SET UP

■ TEAM PRAYER

■ WELCOME:

Greeters welcome people at the welcome des, check off names on registration list and give out nametags for all registered participants.

They receive donations of vegetables for the lunch and later take them to the food preparation area.

Sunshine greets people and takes them into the hall, helps them find places at tables and explains activity.

Try to have a mix at each table of members (whom you know and can rely on) and visitors.

TABLE GETTING-TO-KNOW-YOU ACTIVITY:

TREE NAMING On or near the picture of the tree on your table, write the names of as many kinds of trees as you can think of.

■ OPENING

Sunshine opens the session

- Blow whistle, jump to front, announce: *It's a Suuummmmer Sunday! We're going to have a great time celebrating Jesus.*

- Enthusiastically introduce DISCOVERY TIME
PRESENTER: *Let's have a warm Summer Sunday welcome for Kathleen, who comes to us all the way from [name of suburb]. She's going to help us discover something amazing about Jesus.*



■ **THEME: Jesus always loves us.**

Introduce the THEME FOR THE DAY.

[DISPLAY] picture of Jesus turning water to wine.

Jesus was a man who is also God's Son. Jesus showed God's power when he turned water to wine and did other miracles.

Jesus was a teacher who went from place to place telling people about God — things about his Father's love that only a son could know.

People could sense God's love in what Jesus said and did. Because

[DISPLAY] Jesus always loves us.

That's our theme for today.

■ **STORY: Jesus and Zacchaeus**

[DISPLAY] an illustration or a series of illustrations of the story. Use Google images for 'Luke 19:1-9' to find a range of pictures in many different styles
Introduce the STORY:

One of the people who learned about God's love from Jesus had the strange name of Zacchaeus. Listen to his story.

Read the story of Jesus and Zacchaeus (Luke 19:1-9). Alternatively

- tell the story in your own words
- read it from a good Children's Bible story book (eg Arch book: *Zacchaeus*)
- a costumed actor (as Zacchaeus) gives a first-person account of the story.

■ **TEACHING**

Jesus demonstrated God's love by choosing to spend time with someone other people thought was un-loveable.

■ **SONG**

Introduce a SONG about Jesus' love or about Jesus and Zacchaeus, eg

- *Zacchaeus was a wee little man* (Suitable for littlies and possibly remembered by older people. Use hand movements. There's a Veggie Tales version)
- *Jesus loves me, this I know* (Warner)

[DISPLAY] words of the song

Musicians can perform the song or lead a group sing-a-long.

■ **SMALL GROUPS**

Introduce the SMALL GROUP ACTIVITIES:

You've heard the story and sung the song, now you have a chance to dig a bit deeper into the story and discover something of what it means for you.

Each table will get a sheet with some suggested things you can do. Please choose someone at your table to read the options. Then you can choose to work all together as a table, or in smaller groups or individually.

You can do any one (or two, or more) of the options.

Materials you may need are on the supply table.

I'll ring a bell in about a half hour to let you know that your time is nearly finished.

As small groups work, presenter and Sunshine circulate and encourage.

Signal end of time:

You've been working really well. Please try to finish in about three minutes.


SHARING

Go to tables and hold up something they have done, eg This table has made a cartoon of the story. Tell us about it. Well done. Thanks for sharing.

Any groups with prayer requests place them in the prayer basket to be collected and sorted by the PRAISE PRESENTER, who also collects artwork for display in the PRAISE area.

TRANSITION: Sunshine Clown

- Blow whistle, jump to front, and announce: *It's Suuuuummer Sunday! You've been working hard. Now it's time to play!*
- Enthusiastically introduce PLAY TIME
PRESENTER: *Let's have a warm Summer Sunday welcome for Andrew, our very own Tree expert. He's organised a Tree Party for us.*



PLAY
A PLAY TIME PRESENTER
LEADS THIS PART OF THE
EVENT

ALTERNATIVE ACTIVITY/OUTING Link with Trees for Life in your area. See if they need volunteers to gather seeds, prepare tubes for planting seeds or some other job. OR visit a playground where there is climbing apparatus.

■ **ACTIVITY: TREE PARTY**

Everybody's heard of 'tea parties'. We're going to have a tree party.

Lead the group through several old-fashioned party games (linking loosely to Zacchaeus' tree-climbing in the story).

Tree Game 1: Make a tree.

Each table group has a stack of old newspapers and a roll of masking tape. They compete with other table groups to create the tallest free-standing tree they can in a limited time.

When groups are finished, Sunshine makes a show of measuring the trees and picking the tallest. Score points for tables: tallest to shortest.

[DISPLAY] game score tally sheet

Tree Game 2: Photos and captions

Table groups find a photo among their newspaper and write a funny caption for it. The caption has to mention the word 'tree'.

Sunshine uses his arms as a 'groan-ometer' (or giggle-ometer) to gauge the volume of response produced as each team describes their photo and reads their caption. Most points for the biggest groan (or giggle).

Tree Game 3: Recycling

Table groups compete to compact the paper and tape they have used into the smallest possible parcel for recycling — thus saving other trees — in a limited time.

When groups are finished, Sunshine makes a show of measuring the parcels. If any bits are left loose, include the distance from the pack to each loose scrap in the total size. Score points for tables: smallest parcel to largest.

Tree Game 4: Jump the parcel

Each group chooses a champion to jump over their own parcel; then over two parcels side-by-side; then over two parcels spread further apart. Keep going until one person is out-and-out winner. Tables get points for each round in which their champion clears the jump.

Tree Game 5: Name that tree

Tables use the list of trees they wrote on their tables earlier. One table calls the name of one

tree on their list. Tables that have that tree on their list, cross off that name.

Another table calls the name of one of their trees. Any tables with that kind of tree cross it off their list.

Continue until you have identified any tables that have listed trees that no one else has listed.

Tables score a point for each tree on their list that is not on any other table's list.

Tally the scores. Give the people at the table with the most points a small prize. It could be a seed or seedling of an Australian native tree.



LUNCH
SUNSHINE CLOWN LEADS THIS
PART OF THE EVENT

■ **PRELIMINARIES**

It's Suuuuummer Sunday! It's time for lunch — almost. Some things we need to do first.

THANK COOKS: *Lets' thank the folks who prepared our lunch. Repeat after me: Suuuuummer Sunday cooks — thank you.*

THANK GOD: *Let's thank God for food and cooks. Use a favourite sung grace or*

- Thank you for the food we eat (YUM YUM)
- Thank you for the friends we meet (SUCH FUN)
- Thank you for the birds who sing-a-ling-a-ling
- Thank you Lord for everything. AMEN

EXPLAIN AND GIVE INSTRUCTION

- how food will be served.
- location of toilets and hand washing facilities.

■ **FOOD:** a Super Summer Sunday Salad — a tossed summer vegetable salad made from veggies people have provided (cut into small pieces). Team supplies a range of toppings eg grated cheese, bacon or ham bits, croutons, salad dressing. Team also supplies large bread rolls and spread and cordial.

As people pass by the serving table they fill a bowl with veggies and add whatever toppings they choose. They pick up bread rolls and cordial. Then they find a place on a bench or on the lawn.

■ **RELATIONAL ACTIVITY:** While eating or after eating, people can tell one another about tree-climbing experiences.

■ **ENERGETIC GAME:** Those who need something active to do after eating can do aerobic exercises with Sunshine.

TRANSITION: Sunshine Clown

It's Suuuummmmer Sunday! We're going to have a great time praising Jesus.

Enthusiastically introduce PRAISE TIME

PRESENTER: *Let's have a warm Summer Sunday welcome for Chad, our congregation's super youth leader.*

Follow me to the [PRAISE TIME space].

Lead people to the PRAISE TIME space.

At the entrance give each person a streamer.

They will be told what to do with them.



PRAISE
PRAISE TIME PRESENTER OR WORSHIP LEADER LEADS THIS PART OF THE EVENT

SET UP:

- Groups' prayer points collected from the prayer basket and collated
- Groups' artwork on display
- Celebrate Jesus music playing as people enter
- Streamer or instrument ready to collect.

■ **THEME SONG: Celebrate Jesus** (with the special verse 'He's a friend who always loves us' and 'celebrate the friendship of our Lord').

Introduce SONG. Let's celebrate Jesus with a song. *Let's sing. You can wave your streamer as we sing: 'Celebrate Jesus'.*

[DISPLAY] words of the song.

Singing led by music team or recorded music.

■ **INTRODUCTION:** *God is with us here today. God is real and God is amazing. God loves each one of us. One of the ways God loves us is by sending Jesus to be our friend. This morning we learned something about Jesus —*

■ **THEME STATEMENT**

[DISPLAY one word at a time]

Jesus ... always...loves...us.

■ **REPORTS** Invite several people to tell what has happened today or what they have learned today that they want to celebrate.

As opportunity presents, draw a Gospel statement or theme re-statement from each report.

PRAYER: *Jesus always loves us and we can talk to him when we pray. You can fold your hands or hold hands with someone sitting beside you. Pray these thoughts silently as I say them:*

*Dear Jesus, thank you for loving us always
— in good times and hard times
— no matter what we do or how we feel.*

Thank you for the good time we've had here today.

We pray, especially today about [insert any prayer requests].

Please be with all of us and keep us safe during these holidays.

Thank you, Jesus. Amen.

■ **THEME RESTATEMENT**

[DISPLAY] *Jesus always loves us.*

Encourage everyone to answer simple review questions, eg:

- Who loves you always? (Jesus)
- Who does Jesus love? (me, all of us, everyone)
- When does Jesus love you? (always)
- How did Jesus demonstrate his love in the story?
- How does Jesus show his love now?

■ **BLESSING**

May God bless you and love you this week and always. Amen.

■ **THEME SONG: Celebrate Jesus**

Let's sing our celebration song again. *You can wave your streamer as we sing.*

[DISPLAY] words of the song.

Singing led by music team (or recorded music).



■ **CLOSING**

Sunshine says good bye: *That's it for Suuuuuummer Sunday this week. Thanks for being with us to celebrate Jesus' power. See you next week.*

As people leave collect streamers and collect name tags if you want to re-use them.

Give each family a card with the week's theme and a reminder about next week (see below).

People take home any artwork they produced in Small Group time.

■ **TEAM DE-BRIEFING AND PLANNING SESSION**



summer sundays

Thanks for celebrating with us.

Jesus always loves you.

See you next week, 16 January 10:00 here at Summerville Uniting Church

[Please bring a picnic lunch to share]

SUMMER SUNDAYS Third Event — 16 January
JESUS ALWAYS LISTENS TO US
 Bible Story: Jesus teaches about prayer (Matthew 6:5-15)

SESSION PLAN

Although some suggested dialogue is included in this program {*written in italic type*}, the presenters use their own words. They will need to be flexible and respond to what actually happens on the day.

Sunshine, the clown, leads all transitions and encourages participation in all activities.

NOTE: This session focuses on the Lord's Prayer. Use the version that is commonly used in your congregation.



SUPPLIES & EQUIPMENT

GENERAL

- PowerPoint or another way of displaying song words, information and graphics
- Music and amplification
- Costume and bell or whistle for Sunshine
- Tables of 8-10 with chairs. Each table covered in paper with plate shape drawn in the centre and a coloured pencils

START

- Greeting desk with registration list
- Name tags; pens or textas if required
- Cold drinking water for those who need it

DISCOVER

- Bible/story book/costumes/props/scripts as required

On supply table:

- Copies of small group instruction sheets
- Bibles with bookmark at Matthew 6
- Poster paper / plain (photocopy) paper
- Assorted pencils, pens, rulers,
- Finger paint
- Soft toys in a variety of shapes
- Basket for collecting prayer points

PLAY

- Equipment for various games

LUNCH

- Facilities for preparing and serving food
- Bins
- Haki sak balls

PRAISE

- Groups' artwork displayed
- Streamers (rolled up in basket)

END

- Cards to distribute when people leave

START

■ SET UP

■ TEAM PRAYER

■ WELCOME:

Greeters welcome people at the welcome desk, check of names on registration list and give out nametags.

They receive boxed lunches people have brought and later take them to the food serving area.

Sunshine greets people and takes them into the hall, helps them find places at tables and explains the activity.

Try to have a mix at each table of members (whom you know and can rely on) and visitors.

TABLE GETTING-TO-KNOW-YOU ACTIVITY:

FAVOURITE MEAL On or near the plate shape on your paper covering, draw the food you would most like to have on the plate — your favourite meal.

■ OPENING

Sunshine opens the session

Blow whistle, jump to front and announce:
It's a Suuuuummer Sunday! We're going to have a great time celebrating Jesus.

Enthusiastically introduce DISCOVERY TIME
 PRESENTER: *Let's have a warm Summer Sunday welcome for [Kathleen], who comes to us all the way from [name of suburb]. She's going to help us discover something amazing about Jesus.*



■ **THEME: Jesus always listens to us.**

Introduce the THEME for the day.

[DISPLAY] picture of Jesus and Zacchaeus.

Jesus, the man who loved Zacchaeus and called him down from a tree was a special man. He had parents, Mary and Joseph. He also had another father — God.

Jesus was a teacher. He did not stay in a school but he went around to where the people — grown ups and children — were.

Jesus listened to their stories and their question. He heard what they said and he understood what they meant. He gave them what they really needed.

Jesus told people about God — things about his Father that only a son could know. How his father always loved and always listened.

[DISPLAY] 'Jesus always listens to us.'

That's our theme today.

■ **STORY: Jesus teaches about prayer**

[DISPLAY] a picture of Jesus teaching. Use Google images for 'Jesus teaches' to find a range of pictures in many different styles.

Introduce the STORY.

Jesus' closest friends noticed something about him: every once in a while Jesus would go off by himself and talk to his Father in Heaven.

Finally they asked Jesus: 'teach us to pray'.

Jesus heard what they asked for and he understood what they wanted. He gave them what they really needed — a way of connecting with God who always listens: a way of praying.

What Jesus told his friends is not a secret. It's right here in the Bible.

Read the Lord's prayer (Matthew 6:5-15 or Luke 11:1-4).

Alternatively, read the story from a good Children's Bible story book (eg Arch Book: *The Lord's Prayer*)

■ **TEACHING**

For me, the most important thing about Jesus' prayer is not the list of 'asks', but the first words — the words that tell us how God listens to us.

Organise a 'line-up'. Use costumed actors, puppets, or pictures to illustrate:

- an angry judge,
- a pre-occupied professor/scientist
- an uncompromising drill sergeant
- a self-centred entertainer
- a welcoming, loving father.

Identify each character, eg *Did Jesus tell us that God listens to us like . . . an angry judge, looking for things we do wrong and wanting to punish us?* (no)

Finally, *Did Jesus tell us that God listens to us like a strong, loving Father, who always waits with a big hug and an attentive ear to hear whatever we have to say?* (yes)

Alternatively, play the iconic scene from the musical *Oliver*, when the boy takes his bowl to the orphanage head and asks for 'more'.

Compare the orphanage head with the picture of God as a loving parent.

■ **SONG**

Introduce a song about Jesus and prayer, eg

- *What a friend we have in Jesus (an old favourite with comforting words. Sing cheerfully without dragging it.*
- *I talk to you, Jesus (Carol Greene) in The Little Christian's Songbook*

[DISPLAY] words of the song

Musicians can perform the song or lead a group sing-a-long.

■ **SMALL GROUPS**

Introduce the small group activities.

You've heard the story and sung the song, now you have a chance to dig a bit deeper into the story and discover something of what it means for you.

Each table will get a sheet with some suggested things you can do. Please choose someone at your table to read out your options. Then you can choose to work all together as a table, or in smaller groups or individually.

You can do any one (or two or more) of the options.

Materials you may need are on the supply table. I'll ring a bell in about a half hour to let you know that your time is nearly finished.

As small groups work, presenter and Sunshine circulate and encourage.

Signal end of time:

You've been working really well. Please try to finish in about three minutes.

■ **SHARING**

Presenter goes to tables and holds up something they have done, eg *Some people at this table have made high-five prayer posters. Can you tell us about them . . . Well done. Thanks for sharing.*

Any groups with prayer requests place them in the prayer basket to be collected and sorted by the PRAISE PRESENTER, who also collects artwork for display in the PRAISE area.

TRANSITION: Sunshine Clown

Blow whistle, jump to front and announce:
It's Suuuummmer Sunday! You've been working hard. Now it's time to play!

Enthusiastically introduce PLAY TIME PRESENTER:
Let's have a warm Summer Sunday welcome for Andrew, our very own games master.



PLAY

**A PLAY TIME PRESENTER
LEADS THIS PART OF THE
EVENT**

ALTERNATIVE ACTIVITY/OUTING Visit a senior care facility to *listen* to the older people's stories.

Explain the just-for-fun game options, eg:

- Sport: T-ball
- Children's games: 'Mother, may I' (be prepared with additional children's games, eg 'Duck, duck, goose', 'What's the time Mr Wolf'.
- Indoor games (if you have equipment for table tennis, or pool or foosball, plan round-robin versions of the games to involve as many people as you have)
- Quiet games, eg Concentration, Bugs

You can choose which of the games you want to play. I'll blow my whistle when it's time to head back:

Send people off to games, eg:

If you want to play T-ball, go with [Name] now. . .

As people are at play, Presenter and Sunshine circulate and encourage.

Signal end of time:

Please try to finish in about three minutes and move back to your table groups.



LUNCH

**SUNSHINE CLOWN LEADS THIS
PART OF THE EVENT**

■ **PRELIMINARIES**

It's Suuuummmer Sunday! It's time for lunch — almost. Some things we need to do first.

THANK COOKS: *Lets' thank the folks who prepared our lunch. Repeat after me: Suuuummer Sunday cooks — thank you.*

THANK GOD: *Let's thank God for food and cooks. Use a favourite sung grace or*

- Thank you for the food we eat (YUM YUM)
- Thank you for the friends we meet (SUCH FUN)
- Thank you for the birds who sing-a-ling-a-ling
- Thank you Lord for everything. AMEN

EXPLAIN AND GIVE INSTRUCTION: how food will be served and location of toilets and hand-washing facilities.

■ **FOOD:** picnic lunches provided by participants, cordial.

People sit at the same tables as for the DISCOVERY TIME and share their picnic meals with others at the table. Each table sends several people to collect their baskets, plates, cutlery, cups, and jugs of cordial.

■ **RELATIONAL ACTIVITY:** At the tables, talk about the ideal meals you drew on the table covering.

■ **ENERGETIC GAME:** Those who need something active to do after eating play haky sak with Sunshine.

TRANSITION: Sunshine Clown

It's Suuuummmer Sunday! We're going to have a great time praising Jesus.

Enthusiastically introduce PRAISE TIME PRESENTER:
Let's have a warm Summer Sunday welcome for Chad, our congregation's super youth leader. Follow me to the [PRAISE TIME space].

Lead people to the PRAISE TIME space.

At the entrance give a streamer to each person, explaining that they will be told what to do with them.



PRAISE
**PRAISE TIME PRESENTER OR
 WORSHIP LEADER LEADS THIS
 PART OF THE EVENT**

SET UP:

- Groups' prayer points collected from the prayer basket and collated
- Groups' artwork on display
- Celebrate Jesus music playing as people enter
- Streamer or instrument ready to collect.

■ **THEME SONG: Celebrate Jesus** (with the special verse 'He's a friend who always listens' and 'celebrate the friendship of our Lord').

Introduce the song: *Let's celebrate Jesus with a song. You can wave your streamer or play your instrument as we sing: 'Celebrate Jesus'.*

[DISPLAY] words of the song

Singing led by music team (or recorded music).

■ **INTRODUCTION:** *God is with us here today. God is real and God is amazing. God loves each one of us. One of the ways God loves us is by sending Jesus to be our friend. This morning we learned something about Jesus —*

[DISPLAY] 'Jesus...always...listens...to...us.'

■ **REPORTS:** Invite several people to tell what has happened today or what they have learned today that they want to celebrate.

As opportunity presents, draw a Gospel statement or theme re-statement from each report.

■ **PRAYER:** *Jesus taught us that we can pray to God who always listens. Jesus even gave us words we can use. Let's pray those words now.*

See page 24 for an explanation of the five-finger Lord's prayer. Insert specific prayer requests into the appropriate petitions as you lead the group in the following version of the Lord's Prayer. Most requests will probably relate to 'daily bread'.

Give God a thumbs-up as we pray about how wonderful God is:

[DISPLAY] *Our Father in heaven, hallowed be your name.*

Use your thumb to touch your pointer finger as we talk to God about God's great plan:

[DISPLAY] *Your kingdom come.
Your will be done on earth as it is in heaven.*

Use your thumb to touch your tallest finger as we talk to God about the physical things we need:

[DISPLAY] *Give us this day, our daily bread.*

Use your thumb to touch your ring finger as we talk to God about forgiveness.

[DISPLAY] *Forgive us our sins as we forgive those who sin against us.*

Use your thumb to touch your little finger as we pray for God's protection:

[DISPLAY] *Do not bring us to the test, but deliver us from evil.*

Finally, give God another thumbs up:

[DISPLAY] *For the kingdom, the power and the glory are yours. Now and forever. Amen.*

■ **THEME RESTATEMENT**

[DISPLAY] 'Jesus always listens to us.'

Encourage everyone to answer simple review questions, eg:

- *Who always listens? (Jesus/God)*
- *When does God/Jesus listen? (always)*
- *Who does God listen to? (me, all of us, everyone)*

■ **BLESSING**

God bless you and listen to you this week and always. Amen.

■ **THEME SONG: Celebrate Jesus**

Let's sing our celebration song again. You can wave your streamer as we sing: '

[DISPLAY] words of the song.

Singing led by music team (or recorded music).



■ **CLOSING**

Sunshine says good bye: That's it for Svvvvvvvummer Sunday this week. Thanks for being with us to celebrate Jesus' power. See you next week.

As people leave collect streamers and collect name tags if you want to re-use them.

Give each family a card with the week's theme and a reminder about next week (see below).

People take home any artwork they produced in Small Group time.

■ **TEAM DE-BRIEFING AND PLANNING SESSION**



summer sundays

Thanks for celebrating with us.

Jesus always listens to you.

See you next week, 23 January 10:00 here at Summerville Uniting Church

[Please bring your favourite sandwich filling for our Super Sunday Sub Sandwich]

Fourth Event — 23 January

JESUS ALWAYS CARES FOR US

Bible Story: The lost sheep (Matthew 18:12-14; Luke 15:3-7)

SESSION PLAN

Although some suggested dialogue is included in this program {*written in italic type*}, the presenters use their own words. They will need to be flexible and respond to what is actually happening on the day.

SUNSHINE, the clown, leads all transitions and encourages participation in all activities.



SUPPLIES & EQUIPMENT

GENERAL

- PowerPoint or another way of displaying song words, information and graphics
- Music and amplification
- Costume and bell or whistle for Sunshine
- Tables of 8-10 with chairs. Each table covered in paper with sheep shape drawn in the centre and coloured pencils

START

- Greeting desk with registration list
- Name tags; pens or textas if required
- Cold drinking water for those who need it

DISCOVER

- Bible/story book/costumes/props/scripts as required

On supply table:

- Copies of small group instruction sheets
- Bibles with bookmark at Matthew 18
- Poster paper / plain (photocopy) paper
- Page size sheep template or stencil
- Lambs/sheep wool toys, mats, toy sheep
- A pre-made sample sheep head
- Light white card, marking pens, glue stick, cotton balls, double-sided tape
- Assorted pencils, pens, rulers,
- A-4 page-size sheep template or stencil
- Basket for collecting prayer points

PLAY

- Light card, marking pen, scissors, glue stick, cotton balls.
- Cardboard cartons
- Something for marking on the floor (chalk, masking tape, rope)

LUNCH

- Facilities for preparing and serving food, bins
- Skipping rope

PRAISE

- Groups' artwork displayed
- Streamers (rolled up in basket)

END

- Cards to distribute when people leave

START

■ SET UP

■ TEAM PRAYER

■ WELCOME:

Greeters welcome people at welcome desk, check off registration list and distribute nametags.

They receive sandwich fillings that people have brought and later take them to the food preparation area.

Sunshine greets people and takes them into the hall, helps them find places at tables and explains activity.

Try to have a mix at each table of members (whom you know and can rely on) and visitors.

■ TABLE GETTING-TO-KNOW-YOU ACTIVITY:

CARERS On or near the sheep picture in the centre of your table covering, draw pictures of or write names of people who take care of you.

■ OPENING

Sunshine opens the session.

Blow whistle, jump to front and announce:
It's a Suuuuummer Sunday! We're going to have a great time celebrating Jesus.

Enthusiastically introduce DISCOVERY TIME
PRESENTER: *Let's have a warm Summer Sunday welcome for Kathleen, who comes to us all the way from [name of suburb]. She's going to help us discover something amazing about Jesus.*



■ **THEME: Jesus always cares for us.**

Introduce the THEME for the day.

[DISPLAY] picture of Jesus teaching

Jesus demonstrated God' power, God's love and God's willingness to listen to us.

Jesus was a teacher, a healer and a story-teller.

Jesus' stories told people about God — things that only a son could really know.

Jesus told people about God's care and he demonstrated God's care, because . . .

[DISPLAY] 'Jesus always cares for us.'

That's our theme today.

■ **STORY: The lost sheep**

[DISPLAY] an illustration or a series of illustrations of the story. Use Google images for 'lost sheep' to find a range of pictures in many different styles.

Introduce the STORY.

Jesus often told stories about sheep, because sheep were important to the people he met.

They knew what sheep were like and how important it was to take good care of them.

Read Jesus' parable of the lost sheep (Matthew 18:12-14 or Luke 15:3-7). Alternatively,

- tell the story in your own words
- read it from a good children's Bible story book (eg Arch Book: *The Parable of the Lost Sheep* or the Australian Cecil the Lost Sheep, by Andrew McDonough — available in 'big book' format).

■ **TEACHING**

Jesus said that he himself was a good shepherd — not a shepherd who took care of sheep, but a shepherd who takes care of people.

With all the gazillions of sheep in the world, isn't it absolutely amazing that the Good Shepherd knows and cares for one of them — every one of them! Every one of us!

■ **SONG**

Introduce a SONG about Jesus, the good shepherd or about the lost sheep, eg

- I am Jesus little lamb (vonHayn)
- A familiar version of Psalm 23 (The Lord's my shepherd)

[DISPLAY] words of the song

Musicians can perform the song or lead a group sing-a-long.

■ **SMALL GROUPS**

Introduce the Small Group activities:

You've heard the story and sung the song, now you have a chance to dig a bit deeper into the

story and discover something of what it means for you.

Each table will get a sheet with some suggested things you can do. Please choose someone at your table to read out the options. Then you can choose to work all together as a table, or in smaller groups or individually.

You can do any one (or two or more) of the options.

Materials you may need are on the supply table.

I'll ring a bell in about a half hour to let you know that your time is nearly finished.

As small groups work; presenter and Sunshine circulate and encourage.

Signal end of time:

You've been working really well. Please try to finish up in about three minutes.

■ **SHARING**

Go to tables and hold up something they have done, eg *This table has made a poster about Jesus always caring for us. Please tell us about it . . . Well done. Thanks for sharing.*

Any groups with prayer requests place them in the prayer basket to be collected and sorted by the PRAISE PRESENTER, who also collects artwork for display in the PRAISE area.

TRANSITION: Sunshine Clown

Blow whistle, jump to front and announce: *It's Suuuuummer Sunday! You've been working hard. Now it's time to play!*

Enthusiastically introduce PLAY TIME PRESENTER: *Let's have a warm Summer Sunday welcome for Andrew, our very own sheep expert. I can't wait to see what he has in store for us.*



PLAY
A PLAY TIME PRESENTER
LEADS THIS PART OF THE
EVENT

AN ALTERNATIVE ACTIVITY/OUTING a visit to a farm where there are sheep.

■ **ACTIVITY: SHEEP CRAFT AND GAMES**

Lead people through three 'sheepish' activities (linking with the Bible story of the lost sheep).

1. Make a sheep

Each person makes a sheep head.

You'll need light card, marking pen, scissors, glue stick and cotton balls.



- Put one hand flat on the paper, keeping the middle three fingers tight together and stretching out the thumb and little finger. Draw around your hand.
- Cut out the hand shape.
- Draw on two eyes and a nose.
- Glue on some cotton balls for wool.

2. Make a sheep trail

Table groups work together to create an obstacle course.

Move all tables and chairs to the outside edge of the room. Mark out spaces on the floor for each team. Depending on your floor surface, you may use chalk or masking tape or sticky dots, or rope.

You've seen how sheep trails wander around obstacles. We're going to create a sheep trail. Each table will design part of the trail. Each section will connect with the sections on either side of you.

Each table group has two large cardboard cartons. They design an obstacle course using their cartons, their chairs and other 'found items'. They mark on the floor a sheep trail around their obstacles.

3. Sheep race

Table groups race around the sheep trail.

Groups choose a shepherd. Shepherds take turns leading their entire table group (their flock of sheep) through the combined obstacle course, and bringing them all safely to the finish line.

Sunshine leads cheering as each group, in turn, makes their way around the course.

[DISPLAY] time trial records.

Record how long it takes for each group to complete the course.

Repeat. Groups see if they can improve their time. Record the new times.

The group's score depends on the improvement from the first to the second try.



LUNCH
SUNSHINE CLOWN LEADS THIS
PART OF THE EVENT

■ **PRELIMINARIES**

It's Suuuuummer Sunday! It's time for lunch — almost. Some things we need to do first.

THANK COOKS: *Lets' thank the folks who prepared our lunch. Repeat after me: Suuuummer Sunday cooks — thank you.*

THANK GOD: *Let's thank God for food and cooks. Use a favourite sung grace or*

- Thank you for the food we eat (YUM YUM)
- Thank you for the friends we meet (SUCH FUN)
- Thank you for the birds who sing-a-ling-a-ling
- Thank you Lord for everything. AMEN

EXPLAIN AND GIVE INSTRUCTION: how food will be served and where to find toilets and hand washing facilities.

■ **FOOD:** a super sub sandwich using the longest bread loaf/loaves you can find with fillings provided by participants, cordial.

As people file past the serving area, 'carve' a serving-size piece of the sandwich for each person.

People find a place on a bench or on the lawn to sit and eat.

■ **RELATIONAL ACTIVITY:** While eating or after eating, people can talk about their pets and how they take care of them.

■ **ENERGETIC GAME:** Those who need something active to do after eating can skip rope with Sunshine.

TRANSITION: Sunshine Clown
It's Suuuuummer Sunday! We're going to have a great time praising Jesus.
Enthusiastically introduce PRAISE TIME PRESENTER: *Let's have a warm Summer Sunday welcome for Chad, our congregation's super youth leader. Follow me to the [PRAISE TIME space].*
Lead people to the PRAISE TIME space.
At the entrance give a streamer to each person, explaining that they will be told what to do with them.



PRAISE
**PRAISE TIME PRESENTER OR
 WORSHIP LEADER LEADS THIS
 PART OF THE EVENT**

SET UP:

- Groups' prayer points collected from the prayer basket and collated
- Groups' artwork on display
- Celebrate Jesus music playing as people enter
- Streamer or instrument ready to collect.

■ **THEME SONG: Celebrate Jesus** (with the special verse 'He's a friend who always cares' and 'celebrate the friendship of our Lord').

Introduce SONG. Let's celebrate Jesus with a song. You can wave your streamer as we sing: 'Celebrate Jesus'.

[DISPLAY] words of the song

Singing led by music team (or recorded music).

■ **INTRODUCTION:** God is with us here today. God is real and God is amazing. God takes care of each one of us. One of the ways God takes care of us is by sending Jesus to be our friend. This morning we learned something about Jesus

■ **THEME STATEMENT**

[DISPLAY one word at a time]

'Jesus ... always...cares...for...us.'

■ **REPORTS:** Invite several people to tell what has happened today or what they have learned today that they want to celebrate.

As opportunity presents, draw a Gospel statement or theme re-statement from each report.

PRAYER: One of the ways God cares for us is that God listens to us when we pray. Jesus even gave us some suggestions of things God wants us to talk about with him.

See page 24 for an explanation of the five-finger Lord's prayer. Insert specific prayer requests into the appropriate petitions as you lead the group in the following version of the Lord's Prayer. Most requests will probably relate to 'daily bread'.

Give God a thumbs-up as we pray about how wonderful God is:

[DISPLAY] Our Father in heaven, hallowed be your name.

Use your thumb to touch your pointer finger as we talk to God about God's great plan:

[DISPLAY] Your kingdom come.

Your will be done on earth as it is in heaven.

Use your thumb to touch your tallest finger as we talk to God about the physical things we need:

[DISPLAY] Give us this day, our daily bread.

Use your thumb to touch your ring finger as we talk to God about forgiveness.

[DISPLAY] Forgive us our sins as we forgive those who sin against us.

Use your thumb to touch your little finger as we talk to God about God's protection:

[DISPLAY] Do not bring us to the test, but deliver us from evil.

Finally, give God another thumbs up:

[DISPLAY] For the kingdom, the power and the glory are yours. Now and forever. Amen.

■ **THEME RESTATEMENT**

[DISPLAY] 'Jesus always cares for us.'

Encourage everyone to answer simple review questions, eg

Who always cares for us? (Jesus/God)

When does God/Jesus care? (always)

Who does God care for? (me, all of us, everyone)

■ **BLESSING**

May God bless you and care for you this week and always. Amen.

■ **THEME SONG: Celebrate Jesus**

Let's sing our celebration song again. You can wave your streamer as we sing: '

[DISPLAY] words of the song

Singing led by music team (or recorded music).



■ **CLOSING**

Sunshine says good bye: That's it for Suvvvvvvsummer Sunday this week. Thanks for being with us to celebrate Jesus' power. See you next week.

As people leave collect streamers and collect name tags if you want to re-use them.

Give each family a card with the week's theme and a reminder about next week (see below).

People take home any artwork they produced in Small Group time.

■ **TEAM DE-BRIEFING AND PLANNING SESSION**



summer sundays

Thanks for celebrating with us.

Jesus always cares for you.

See you next week, 23 January 10:00 here at Summerville Uniting Church
 [Please bring your favourite fruit for a fruit salad to go with our fish fry.]

Fifth Event — 30 January

JESUS LIVES FOREVER

Bible Story: Breakfast on the beach (John 21:1-14)

SESSION PLAN

Although some suggested dialogue is included in this program {*written in italic type*}, the presenters use their own words. They will need to be flexible and respond to what is actually happening on the day.

SUNSHINE, the clown, leads all transitions and encourages participation in all activities.



SUPPLIES & EQUIPMENT

GENERAL

- PowerPoint or another way of displaying song words, information and graphics
- Music and amplification
- Costume and bell or whistle for Sunshine
- Tables of 8-10 with chairs. Each table covered in paper with fish shape drawn in the centre and a coloured pencils

START

- Greeting desk with registration list
- Name tags; pens or textas if required
- Cold drinking water for those who need it

DISCOVER

- Bible/ story book/costumes/props/scripts as required

On supply table:

- Copies of small group instruction sheets
- Bibles with bookmark at John 21
- Poster paper / plain (photocopy) paper
- Assorted pencils, pens, rulers,
- Copies of the fish symbol (page 30)
- An ironing board and iron and supply of paper towels. Crayons, scissors, coloured cellophane, glue sticks, hole punch, fishing line
- Plastic fish (eg bath set), poster paint, sponges, wet wipes.
- Basket for collecting prayer points

PLAY

- Dance music

LUNCH

- Facilities for preparing serving food, bins
- Volley ball and net

PRAISE

- Groups' artwork displayed
- Streamers (rolled up in basket)
- Bible, bookmark at John 20:30,31

END

- Cards to distribute when people leave

START

■ SET UP

■ TEAM PRAYER

■ WELCOME:

Greeters welcome people at the welcome desk, check off names on the registration list and give out name tags.

They receive fruit people have brought and take it to food preparation area.

Sunshine greets people and takes them into the hall, helps them find places at tables and explains activity.

Try to have a mix at each table of members (whom you know and can rely on) and visitors.

■ TABLE GETTING-TO-KNOW-YOU ACTIVITY:

ACRONYMS On or near the fish picture on the table covering, write as many acronyms as you can think of, eg OSHC (Out of School Hours Care).

■ OPENING

Sunshine opens the session

Blow whistle, jumps to front, announce:

It's a Suuuuummer Sunday! We're going to have a great time celebrating Jesus.

Enthusiastically introduces DISCOVERY TIME

PRESENTER: *Let's have a warm Summer Sunday welcome for Kathleen, who comes to us all the way from [name of suburb]. She's going to help us discover something amazing about Jesus.*



■ **THEME: Jesus lives forever.**

Introduce the THEME for the day.

Jesus showed the people around him God's power and also God's love and care.

[DISPLAY] some pictures of Jesus life

Jesus listened to people and taught them and healed them.

But some people didn't like what he was saying and doing. They became his enemies. Those enemies killed Jesus. We remember Jesus' death on Good Friday.

But Jesus — God's Son — is stronger than the enemies who killed him. He is stronger than death itself. Jesus came back to life. We remember that at Easter. And we believe that

[DISPLAY] 'Jesus lives forever.'

That's our theme today.

■ **STORY: Jesus appears to his disciples**

[DISPLAY] an illustration or a series of illustrations of the story. Use Google images for 'John 21:1-14' to find a range of pictures in different styles.

Introduce the STORY.

Jesus wanted his Bible-times friends — and us — to know that he is alive. So he came back to them and showed them that — yes, he had really died — but he is alive. He has God's power, his love and his care, forever.

Listen to a story about one of those times Jesus came back to his friends.

Read the story of Jesus appearing to his disciples at the sea shore (John 21:1-14). Alternatively,

- tell the story in your own words
- read it from a good comprehensive children's Bible,
- a costumed actor (a disciple) gives a first-person account of the story.

TEACHING:

Someone once said that Jesus died to show how much Jesus, the man, loves us. He came back to life to show how much Jesus, the Son of God, loves us.

During Summer Sundays we've said a lot of 'always' things about Jesus:

[DISPLAY] *Jesus is always powerful.*

[DISPLAY] *Jesus always loves us.*

[DISPLAY] *Jesus always listens.*

[DISPLAY] *Jesus always cares for us.*

The reason we can say 'always' is in today's story: Jesus is more powerful than death. Jesus

overcame death. Lots of people saw that he had come alive again.

[DISPLAY] Jesus lives forever.

■ **SONG**

Introduce a SONG about the story or about Jesus living forever, eg

- *He lives, He lives (AH Ackley)*
- *Jesus loves me, this I know (Warner) use four verses: . . . this I know, . . . he who died, . . . loves me still, and . . . He will stay.*
- *I know that my Redeemer lives (Medley) use verses 1. I know . . . and 4. my kind wise heavenly friend.*

Musicians can perform the song or lead a group sing-a-long.

■ **SMALL GROUPS**

Introduce the small group activities: *You've heard the story and sung the song, now you have a chance to dig a bit deeper into the story and discover something of what it means for you.*

Each table will get a sheet with some suggested things you can do. Please choose someone at your table to read out your options. Then you can choose to work all together as a table, or in smaller groups or individually.

You can do any one (or two or more) of the options.

Materials you may need are on the supply table. I'll ring a bell in about a half hour to let you know that your time is nearly finished.

As small groups work, presenter and Sunshine circulate and encourage.

Signal end of time:

You've been working really well. Please try to finish up in about three minutes.

■ **SHARING**

Go to tables and hold up something they have done, eg *The littlies over here have made fish prints. Well done. Thanks for sharing.*

Any groups with prayer requests place them in the prayer basket to be collected and sorted by the PRAISE PRESENTER, who also collects artwork for display in the PRAISE area.

TRANSITION: Sunshine Clown

Blow whistle, jump to front and announce: *It's Suuuummmer Sunday! You've been working really well. Now it's time to play!*

Enthusiastically introduce PLAY TIME PRESENTER: *Let's have a warm Summer Sunday welcome for our very own fishy activity presenter, Andrew.*



PLAY
A PLAY TIME PRESENTER
LEADS THIS PART OF THE
EVENT

OPTIONAL ACTIVITY/OUTING A special event with an overnight campout at a fishing spot and your own river-side breakfast.

■ **ACTIVITY: FISH GAME AND CRAFT**

Lead people through three 'fishy' activities relating to the great catch of fish in the story.

1. FISH IN THE NET GAME

Play in a large open area with defined boundaries.

People are fish. They keep moving slowly like fish. Sunshine is a fishing net.

Sunshine tabs one 'fish'. That person takes Sunshine's hand and becomes part of the net. The two-person net catches two more fish. The four-person net catches two more fish.

Continue until the net is long enough to catch the remaining fish by surrounding them. Be careful the net doesn't break.

Take the fish back to their tables.

2. ACRONYMS

Talk about the acronyms people have written on their table coverings.

Back in Bible times they had acronyms, too.

[DISPLAY] each of the words/phrases mentioned in the following.

A formal name for Jesus is Jesus Christ, Son of God, Redeemer.

In the Greek language of Jesus' time, that looked like

"Ἰησοῦς Χριστός, Θεοῦ Υἱός, Σωτήρ"

If you take the first letter of each of those Greek words you get "ΙΧΘΥΣ" — the Greek word for Fish.

People who were Jesus' friends used a fish symbol like this as a secret sign that they were Jesus' friends.



Try drawing some simple fish like this on your table cover.

3. FISH CARD DECORATIONS

Most of us know English a bit better than we know Greek. So we're going to look at a symbol like this.

Show the card and then samples of each technique.



Each person has a card with the Jesus/Fish symbol on it. They can decorate it as they wish, eg

- *Cut out all the letters and glue over coloured cellophane to hang in a window (adults only)*
- *Colour the card*
- *Colour the design with crayon. Then take it to the ironing board, where a volunteer irons it between two sheets of paper towelling. This produces a shiny appearance*
- *Colour the card and cut out the fish shape, punch a hole and tie on a string for hanging. Anyone who finishes quickly can help someone else.*



LUNCH
SUNSHINE CLOWN LEADS THIS
PART OF THE EVENT

■ **PRELIMINARIES**

It's Suuuuummer Sunday! It's time for lunch — almost. Some things we need to do first.

THANK COOKS: *Lets' thank the folks who prepared our lunch. Repeat after me: Suuummer Sunday cooks — thank you.*

THANK GOD: *Let's thank God for food and cooks. Use a favourite sung grace or*

*Thank you for the food we eat (YUM YUM)
Thank you for the friends we meet (SUCH FUN)
Thank you for the birds who sing-a-ling-a-ling
Thank you Lord for everything...AMEN*

EXPLAIN AND GIVE INSTRUCTION how food will be served and the location of toilets and hand-washing facilities.

■ **FOOD:** Fish fry and salad, fish shaped biscuits and cordial.

People pass by a serving table, pick up plates and food, then find a place on a bench or on the lawn to sit and eat.

■ **RELATIONAL ACTIVITY:** While eating or after eating, people can chat about fishing experiences.

■ **ENERGETIC GAME:** Those who need something active to do after eating can play volley ball with Sunshine.

TRANSITION: Sunshine Clown

It's Suuuummer Sunday! We're going to have a great time praising Jesus.

Enthusiastically introduce PRAISE TIME PRESENTER: *Let's have a warm Summer Sunday welcome for Chad, our congregation's super youth leader.*

Follow me to the [PRAISE TIME space].

Lead people to the PRAISE TIME space.

At the entrance give a streamer to each person, explaining that they will be told what to do.



THEME SONG: Celebrate Jesus (with the original verse: 'He is risen, and he lives forevermore' 'celebrate the resurrection of our Lord').

PRAISE leader introduces song. Let's celebrate Jesus with a song. *You can wave your streamer or play your instrument as we sing: 'Celebrate Jesus'.*

[DISPLAY] words of the song

Singing led by music team or recorded music.

INTRODUCTION: *God is with us here today. God is real and God is amazing. God loves each one of us. One of the ways God loves us is by sending Jesus who lived among us, died, came back to life and lives forever.*

THEME STATEMENT

[DISPLAY one word at a time] 'Jesus...lives...forever.'

REPORTS:

Invite several people to tell what has happened today or what they have learned today that they want to celebrate.

As opportunity presents, draw a Gospel statement or theme re-statement from each report.

PRAYER: *Jesus was born at Christmas. He lives forever. He loves and cares for us. He taught us to pray.*

See page 24 for an explanation of the five-finger Lord's prayer. Insert specific prayer requests into the appropriate petitions as you lead the group in the following version of the Lord's Prayer. Most requests will probably relate to 'daily bread'.

Give God a thumbs-up as we pray about how wonderful God is:

[DISPLAY] *Our Father in heaven, hallowed be your name.*

Use your thumb to touch your pointer finger as we talk to God about God's great plan:

[DISPLAY] *Your kingdom come.*

Your will be done on earth as it is in heaven.

Use your thumb to touch your tallest finger as we talk to God about the physical things we need:

[DISPLAY] *Give us this day, our daily bread.*

Use your thumb to touch your ring finger as we talk to God about forgiveness.

[DISPLAY] *Forgive us our sins as we forgive those who sin against us.*

Use your thumb to touch your little finger as we talk to God about God's protection:

[DISPLAY] *Do not bring us to the test, but deliver us from evil.*

Finally, give God another thumbs up:

[DISPLAY] *For the kingdom, the power and the glory are yours. Now and forever. Amen.*

THEME RESTATEMENT

[DISPLAY] 'Jesus lives forever.'

Encourage everyone to answer simple review questions, eg:

Who lives forever? (God/Jesus — and people who believe in him, but we haven't made a point of that)

How long does Jesus live? (forever)

BLESSING

Jesus lives forever. As you go into the new week — and for some of you the new school year — may you experience his never-ending love and care. Amen.

THEME SONG: Celebrate Jesus

If you have time you may want to review the month by singing all the verses.

Let's sing our celebration song again. *You can wave your streamer as we sing: 'Celebrate Jesus'.*

[DISPLAY] words of the song

Singing led by music team or recorded music.



■ **CLOSING**

Sunshine says good bye: That's it for Suuuummer Sundays this year. Thanks for being a part of our celebration of Jesus.

As people leave, collect name tags if you want to re-use them. They may take their streamers.

Give each family information about your plans for a start-of-school year celebration and about your regular year-round programs.

People take home any artwork they produced in Small Group time.

■ **TEAM DE-BRIEFING AND CELEBRATION**

THEME SONG

The theme song and inspiration for this Summer Sundays series is the song **Celebrate Jesus** by Don Moen.

CHORUS

Celebrate Jesus celebrate
Celebrate Jesus celebrate
Celebrate Jesus celebrate
Celebrate Jesus celebrate

VERSE

He is risen He is risen
and He lives forevermore
He is risen He is risen
Come on and celebrate
the resurrection of our Lord

Additional verses added for Summer Sundays

For the first event, substitute verse 1

(1) Jesus has a-mazing power
And He lives forever more
Jesus has a-mazing power
Come on and celebrate
The power of our Lord

For the second event, substitute verse 2

(2) Jesus loves us — always loves us`
And he lives forever more.
Jesus loves us — always loves us
Come on and celebrate
The love of Christ our Lord

For the third event, substitute verse 3

(3) Jesus listens — always listens
and he lives forever more.
Jesus listens — always listens.
Come on and celebrate
The love of Christ our Lord

For fourth event, substitute verse 4

(4) Jesus helps us — always helps us
and he lives forever more.
Jesus helps us — always helps us.
Come on and celebrate
The help of Christ our Lord

For the fifth event, use the original (He is risen) verse.

FIVE-FINGER LORD'S PRAYER

The prayer that Jesus taught us can seem like just a long set of rote words or irrelevant theology that we can't actually understand.

This five-finger exercise gives children and adults a different take on the prayer.

Human thumbs are unique things. Similarly, God to whom we pray is unique. Our thumbs can touch each of our other fingers. In the Lord's Prayer, our heavenly Father touches each of our concerns.

We begin by giving God a thumbs-up as we talk about how wonderful God is:

**Our Father in heaven,
hallowed be your name.**

Our pointer finger can point to things that are close by and to things that are in a distance. In the Lord's Prayer, God points to his great plan and invites us to participate in it now and in the future.

So we use our thumb to touch our pointer finger as we talk about God's big plan.



**Your kingdom come.
Your will be done on earth as it is in heaven.**

Our middle finger can stand up tall and strong. In the Lord's Prayer, God invites us to recognise that he is responsible for giving us everything we need to be healthy and strong.

So we use our thumb to touch our tallest finger as we talk to God about our physical needs:



Give us this day, our daily bread.

The ring finger has long been considered to have a direct connection with our heart (eg the wedding ring).

So we use our thumb to touch our ring finger as we talk to God about what our heart most needs — forgiveness:



Forgive us our sins as we forgive those who sin against us.

Our smallest fingers are weak and can't do much by themselves.

So we use our thumb to touch our little finger as we talk to God about our need for his guidance and protection.




**Do not bring us to the test,
but deliver us from evil.**

Finally, we round out our prayer by giving God another thumbs up as we recognise how great is the God who listens to our prayers:

For the kingdom, the power and the glory are yours, now and forever. Amen.

CELEBRATE JESUS
JESUS IS ALWAYS POWERFUL
 GROUP NOTES

- **Talk** about the highs and lows of your life since Christmas Day: What good things have happened? What bad things have happened?
- **Discuss** how your story connects with the story of the people at the wedding: Did you have any of the same feelings:
 - worry
 - embarrassment
 - amazement
 - joy?
- **Pray** for one another about what you have just discussed OR write some prayer points that can be used in our PRAISE/ worship later on.



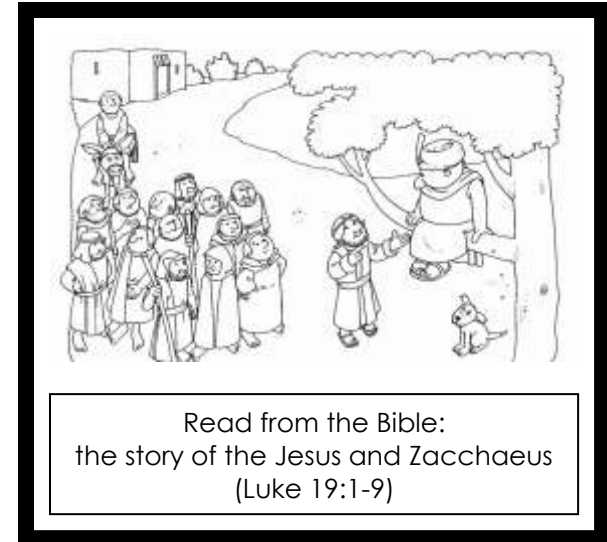
Read from the Bible:
 the story of Jesus at a wedding
 (John 2:1-11)

- **Make** a poster-picture of the theme: **Jesus is always powerful.**
- **Draw** a cartoon of the story
- **List** on a jar shape as many effects as you can think of resulting from **Jesus' miracle**
- On the back of the jar shape, write your own definition of 'miracle'.
- **Imagine** you were a guest at the wedding. How would you explain what happened to a workmate who wasn't there.

For the youngest — Play with and sort plastic bottles and jars.

CELEBRATE JESUS
JESUS ALWAYS LOVES US
 GROUP NOTES

- **Talk** about the highs and lows of your life since last Sunday: What good things have happened? What bad things have happened?
- **Discuss** how your story connects with Zacchaeus' story: Did you have any the same feelings as Zacchaeus
 - loneliness
 - curiosity
 - fear
 - excitement
 - worry
 - helplessness
 - danger
 - joy ?
 Did Jesus find you?
- Pray for one another about what you have just discussed OR write some prayer points that can be used in our PRAISE/ worship later on.



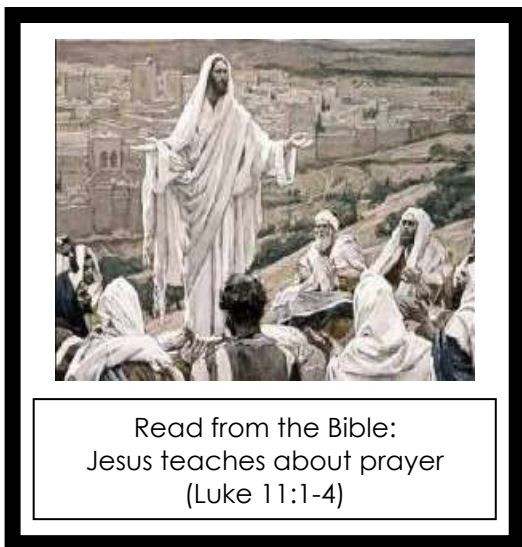
Read from the Bible:
 the story of the Jesus and Zacchaeus
 (Luke 19:1-9)

- **Make** a poster-picture of the theme: **Jesus is a friend who always loves us**
- **Draw** a cartoon of the story
- **Make** a list on a tree shape of the people you would invite to have a dinner with you and your friend Jesus.
- **Imagine** you are some birds who nest in Zacchaeus' tree. Nelly (the nosy Nightingale) has just told you about what happened when Jesus passed by. What questions you would have for Nelly How do you think she would answer them?

For the youngest — Play with tree toys. **Scrunch** up small pieces of green tissue paper and glue onto a tree shape drawn on paper.

CELEBRATE JESUS
JESUS ALWAYS LISTENS TO US
 GROUP NOTES

- **Talk** about the highs and lows of your life since last Sunday: What good things have happened? What bad things have happened?
- **Discuss** how your story connects with the things Jesus told us to pray about:
 - how wonderful God is
 - how you need help doing what God wants you to do
 - things we really need, like food and shelter, good friends, good health
 - forgiveness when we do wrong things and help to forgive people who hurt us
 - guidance to make good life choices.
- **Pray** for one another about what you have just discussed OR write some prayer points that can be used in our PRAISE/worship later on.



Read from the Bible:
 Jesus teaches about prayer
 (Luke 11:1-4)

- **Decorate** a mini poster of the high five prayer
- **Use** finger paint to interpret the phrase: Our Father in Heaven, your name is holy.
- **Imagine** that you are one of Jesus Bible-time friends. He has told you how to pray. What other questions do you have for him? How do you think he would answer?

For the youngest. — Play with playdough.



- 1.** Tell your Heavenly Father that you love him and you know how special he is.
- 2.** Ask your Heavenly father to help you to do what he wants you to do and to be what he wants you to be.
- 3.** Ask your Heavenly Father for the things you really need, and thank him for giving them to you.
- 4.** Ask your Heavenly Father to forgive you and to help you forgive people who hurt you.
- 5.** Ask your Heavenly Father to keep you safe and help you make good choices.


CELEBRATE JESUS
JESUS ALWAYS CARES FOR US
 GROUP NOTES

▪ **Talk** about the highs and lows of your life since last Sunday: What good things have happened? What bad things have happened?

▪ **Discuss** how your story connects with Jesus' story about the lost sheep: Did you experience feelings the lamb might have felt:
 - adventure
 - excitement,
 - worry
 - fear
 - joy
 - relief?

Where/how did Jesus find you?

▪ **Pray** for one another about what you have just discussed OR write some prayer points that can be used in our PRAISE/worship later on.



Read from the Bible:
 Jesus story about the lost sheep
 (Luke 15:3-7)

- **Make** a poster-picture of the theme: **Jesus is a friend who always cares.**
- **Draw** a cartoon of the story
- **Make** a poster of 99 sheep. For each sheep body make a finger print. Draw on legs, a heads and tails. How do you think a good shepherd knows each sheep individually?
- **Imagine** that you are a mob of sheep. Lambert (a lost lamb) has just been returned to the sheepfold and has told you his story. What do you say to him? What do you ask him?

For the youngest. — **Play** with lamb/sheep toys or sheepskin rugs, boots, jackets.
Find small sheep hidden by an adult.


CELEBRATE JESUS
JESUS LIVES FOREVER
 GROUP NOTES

▪ **Talk** about the highs and lows of your life since last Sunday: What good things have happened? What bad things have happened?

▪ **Discuss** how your story connects with the story of Jesus and his disciples: Did you experience any similar feelings
 - uncertainty
 - disappointment
 - discouragement
 - surprise
 - relief
 - joy?

Did Jesus help you 'catch' anything/ anyone?



▪ **Pray** for one another about what you have just discussed OR write some prayer points that can be used in our PRAISE/ worship later on.



Read from the Bible:
 the story of Jesus' lake side breakfast
 (John 21:1-14)

- **Make** a poster-picture of the theme: **Jesus lives forever**
- **Draw** a cartoon of the story
- **Make** a list on a fish shape of as many ways as you can think of that Jesus shows that he is with you.
- **Imagine** that Jesus asks you: 'Do you love me?' What would you say? What would you do?

For the youngest. **Play** with plastic fish (eg from bathtub). **Sort** the fish by size and colour.
Print a fish. With adult help, choose one fish with textured surface. Push it onto a sponge filled with poster paint. Roll the fish with paint onto a sheet of paper to make a print.



**Basic
shapes**

